


The Peanut Butter and Jelly Survey



Directions: The Peanut Butter and Jelly Survey is as informal and simple as a peanut butter and jelly sandwich. It is a fun way for a group of young children to explore individual differences. In this case, the differences are related to personal preferences regarding how to make a perfect peanut butter and jelly sandwich.

Pre-readers will need adult assistance to complete the survey. The group compares completed surveys. A simple bar chart may be made to graph the results. And of course, the author of this survey recommends that the group make peanut butter and jelly sandwiches – each child making a sandwich exactly to his or her liking. The group may also write a short Story describing their experience, taking a copy of the Story home with a survey for each member of the family to complete.

© Carol Gray, 2013. Exclusive and restricted permission is hereby granted to print the Stories and activities in The Social Story Sampler for use with an individual or small group in a home, educational or clinical setting. May not be copied or used in presentation, or for financial gain. All other rights and restrictions apply.

The Peanut Butter and Jelly Survey



My name is _____.

This is what I would do to make my best peanut butter and jelly sandwich!

1. A check ✓ shows my choices of peanut butter and jelly.

Peanut Butter choices:

- Creamy
- Crunchy
- Super crunchy

How much?

- No peanut butter, please
- LOTS of peanut butter
- Just a little peanut butter
- Regular amount of peanut butter

Jelly choices:

- Strawberry
- Grape
- Raspberry
- Cherry

How much?






- No jelly, please
- LOTS of jelly
- Just a little jelly
- Regular amount of jelly

2. A check ✓ shows my bread crust and cut choices.

Bread choices:

- Keep the crust on it!
- Please cut the crust off!

Should the bread be cut? Place a check to make your choice.

				
<input type="checkbox"/> No cut	<input type="checkbox"/> Cut like this	<input type="checkbox"/> Cut like this	<input type="checkbox"/> Cut like this	<input type="checkbox"/> Cut like this